

**Algebra I Sample Tasks**

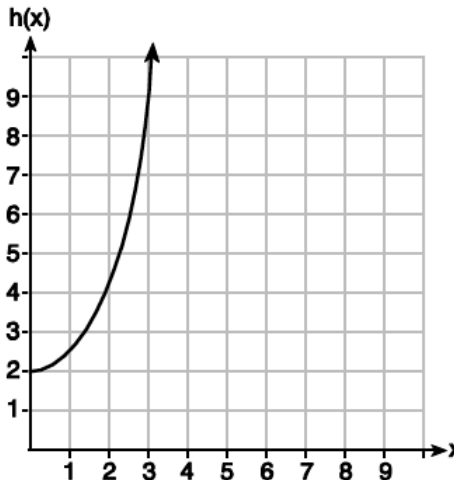
Directions: Answer each question in each section and show all necessary work. You may use a graphing calculator to assist you in answering these questions.

**Section 1: 8 questions (Estimated Time: 40 minutes)**

1. Given the functions  $g(x)$ ,  $f(x)$ , and  $h(x)$  shown below:

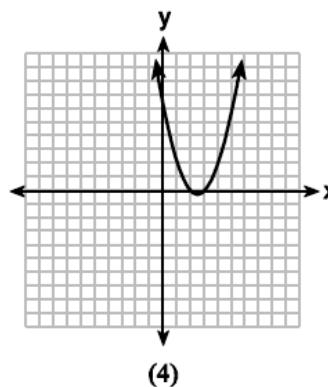
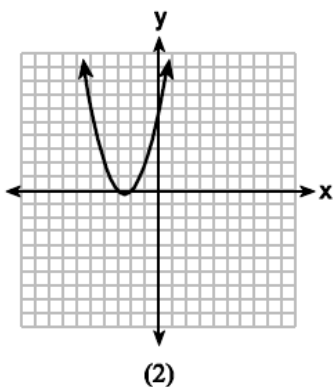
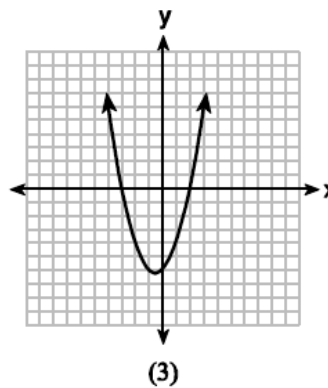
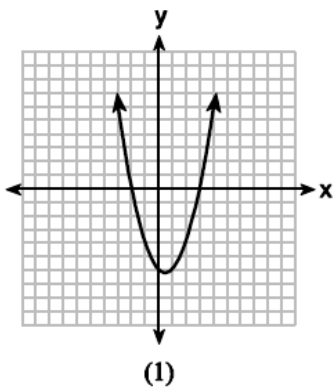
$$g(x) = x^2 - 2x$$

x	f(x)
0	1
1	2
2	5
3	7



The correct list of functions ordered from greatest to least by average rate of change over the interval  $0 \leq x \leq 3$  is

- (1)  $f(x)$ ,  $g(x)$ ,  $h(x)$
  - (2)  $h(x)$ ,  $g(x)$ ,  $f(x)$
  - (3)  $g(x)$ ,  $f(x)$ ,  $h(x)$
  - (4)  $h(x)$ ,  $f(x)$ ,  $g(x)$
2. The graphs below represent functions defined by polynomials. For which function are the zeros of the polynomials 2 and  $-3$ ?



3. For which function defined by a polynomial are the zeros of the polynomial  $-4$  and  $-6$ ?

(1)  $y = x^2 - 10x - 24$

(2)  $y = x^2 + 10x + 24$

(3)  $y = x^2 + 10x - 24$

(4)  $y = x^2 - 10x + 24$

4. The length of the shortest side of a right triangle is 8 inches. The lengths of the other two sides are represented by consecutive odd integers. Which equation could be used to find the lengths of the other sides of the triangle?

(1)  $8^2 + (x + 1) = x^2$

(2)  $x^2 + 8^2 = (x + 1)^2$

(3)  $8^2 + (x + 2)^2 = x^2$

(4)  $x^2 + 8^2 = (x + 2)^2$

5. Donna wants to make trail mix made up of almonds, walnuts and raisins. She wants to mix one part almonds, two parts walnuts, and three parts raisins. Almonds cost \$12 per pound, walnuts cost \$9 per pound, and raisins cost \$5 per pound.

Donna has \$15 to spend on the trail mix. Determine how many pounds of trail mix she can make. [Only an algebraic solution can receive full credit.]


6. A high school drama club is putting on their annual theater production. There is a maximum of 800 tickets for the show. The costs of the tickets are \$6 before the day of the show and \$9 on the day of the show. To meet the expenses of the show, the club must sell at least \$5,000 worth of tickets.

a) Write a system of inequalities that represent this situation.

b) The club sells 440 tickets before the day of the show. Is it possible to sell enough additional tickets on the day of the show to at least meet the expenses of the show? Justify your answer.

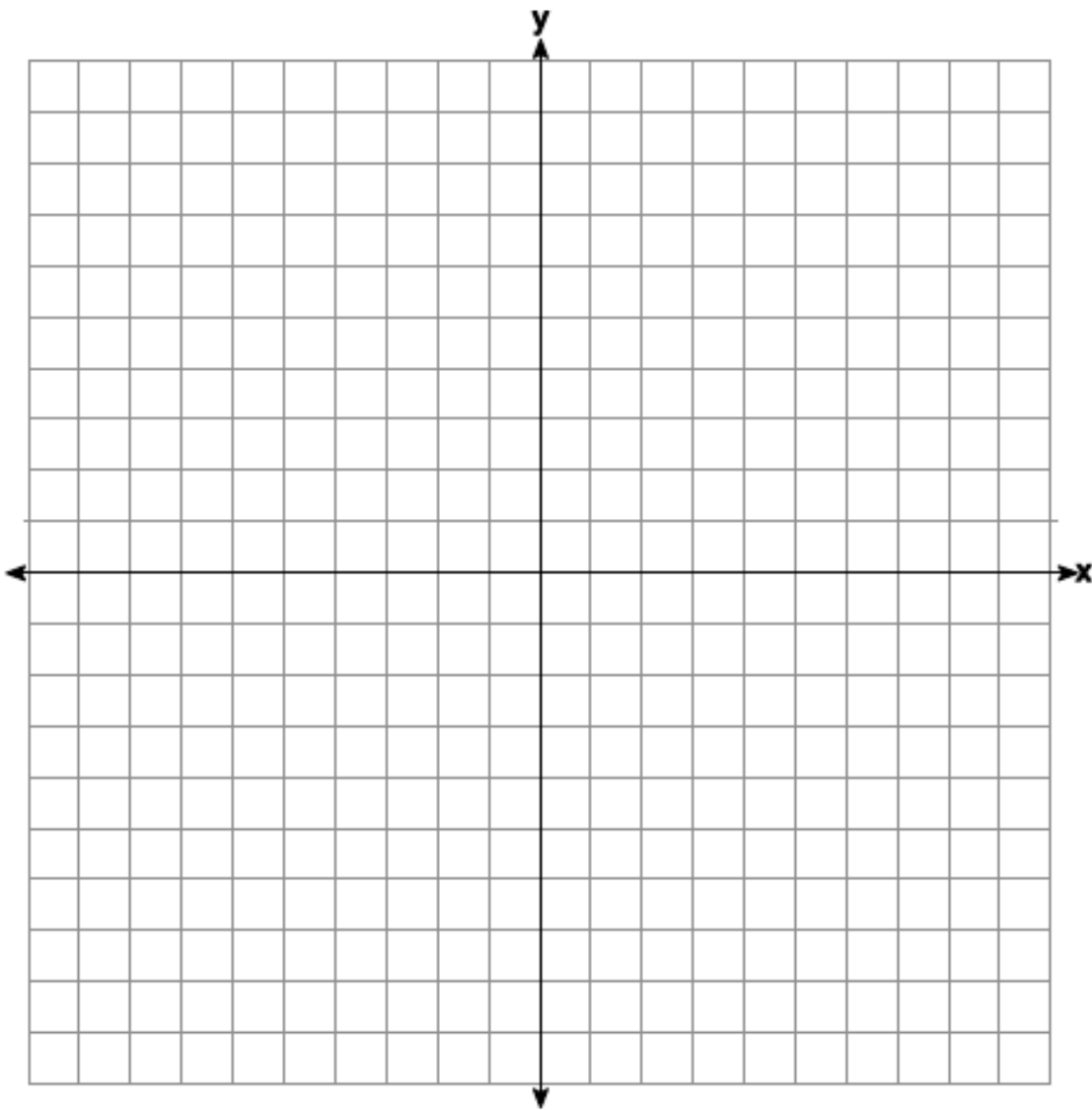
7. During a snowstorm, a meteorologist tracks the amount of accumulating snow. For the first three hours of the storm, the snow fell at a constant rate of one inch per hour. The storm then stopped for two hours and then started again at a constant rate of one-half inch per hour for the next four hours.

- a) On the grid below, draw and label a graph that models the accumulation of snow over time using the data the meteorologist collected.



- b) If the snowstorm started at 6 p.m., how much snow had accumulated by midnight?

8. Next weekend Marnie wants to attend either carnival *A* or carnival *B*. Carnival *A* charges \$6 for admission and an additional \$1.50 per ride. Carnival *B* charges \$2.50 for admission and an additional \$2 per ride.
- a) In function notation, write  $A(x)$  to represent the total cost of attending carnival *A* and going on  $x$  rides. In function notation, write  $B(x)$  to represent the total cost of attending carnival *B* and going on  $x$  rides.
- b) Determine the number of rides Marnie can go on such that the total cost of attending each carnival is the same. [Use of the set of axes below is optional.]
- c) Marnie wants to go on five rides. Determine which carnival would have the lower total cost. Justify your answer.



**Section 2: 15 questions (Estimated Time: 80 Minutes)**

1 Which ordered pair is *not* in the solution set of  $y > -\frac{1}{2}x + 5$  and  $y \leq 3x - 2$ ?

- (1) (5,3)
- (2) (4,3)
- (3) (3,4)
- (4) (4,4)

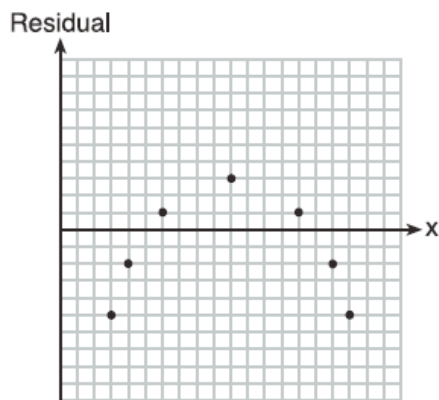
2 If the quadratic formula is used to find the roots of the equation  $x^2 - 6x - 19 = 0$ , the correct roots are

- (1)  $3 \pm 2\sqrt{7}$
- (2)  $-3 \pm 2\sqrt{7}$
- (3)  $3 \pm 4\sqrt{14}$
- (4)  $-3 \pm 4\sqrt{14}$

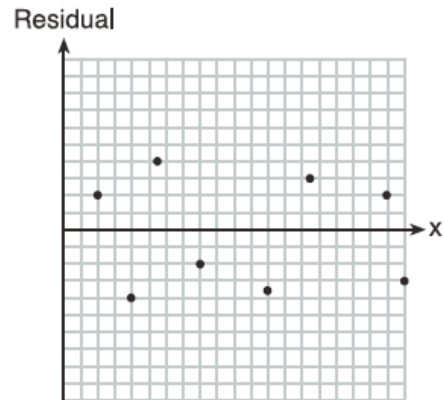
3 Which statistic would indicate that a linear function would *not* be a good fit to model a data set?

- (1)  $r = -0.93$
- (2)  $r = 1$

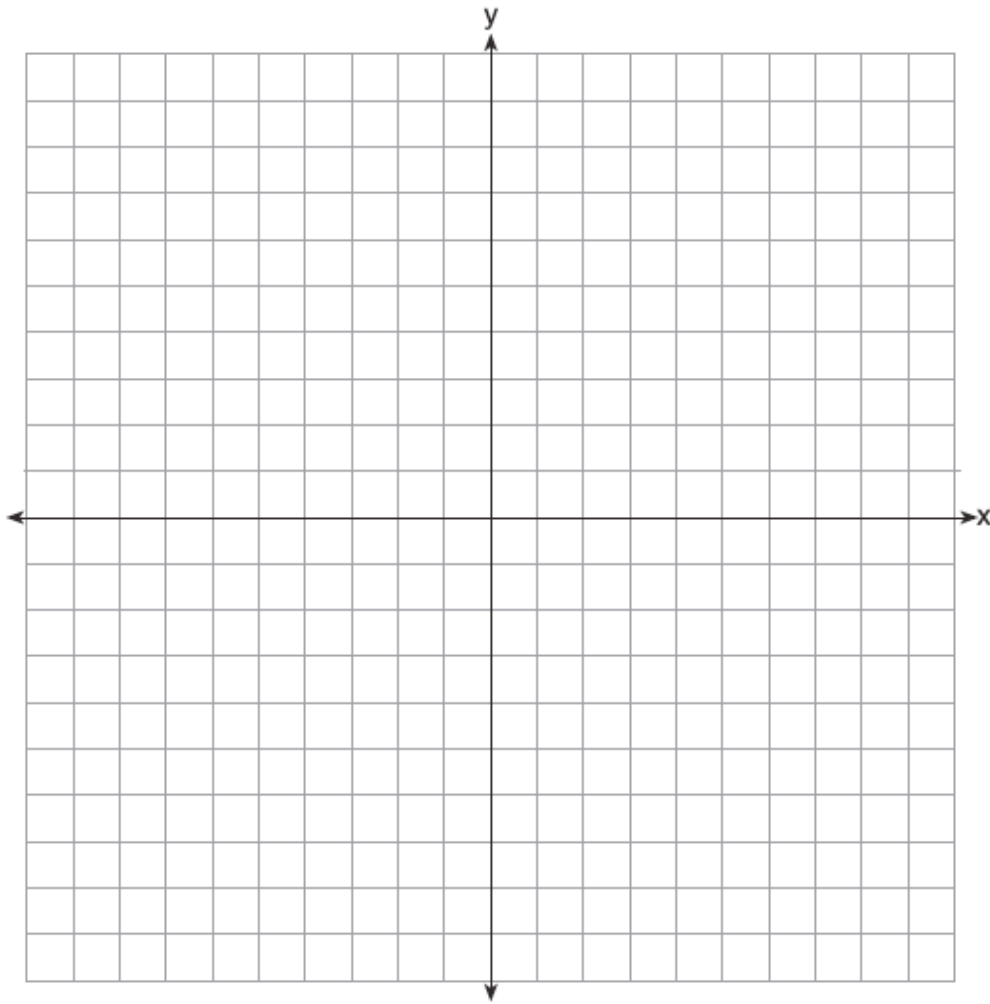
(3)



(4)

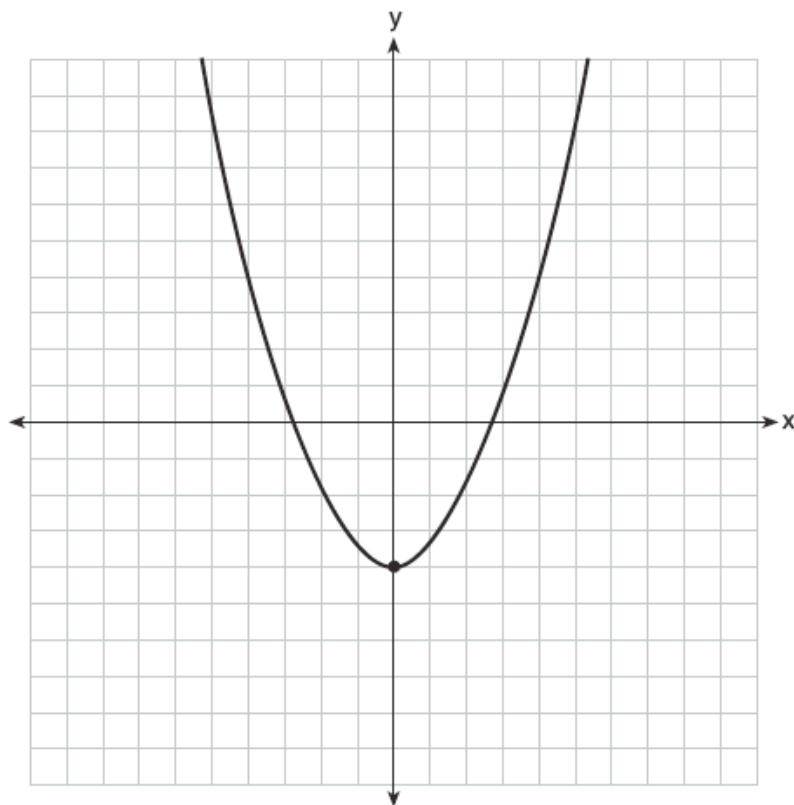


- 4 On the set of axes below, graph the function represented by  $y = \sqrt[3]{x-2}$  for the domain  $-6 \leq x \leq 10$ .



- 5 Solve  $8m^2 + 20m = 12$  for  $m$  by factoring.

- 6 Ryker is given the graph of the function  $y = \frac{1}{2}x^2 - 4$ . He wants to find the zeros of the function, but is unable to read them exactly from the graph.



Find the zeros in simplest radical form.

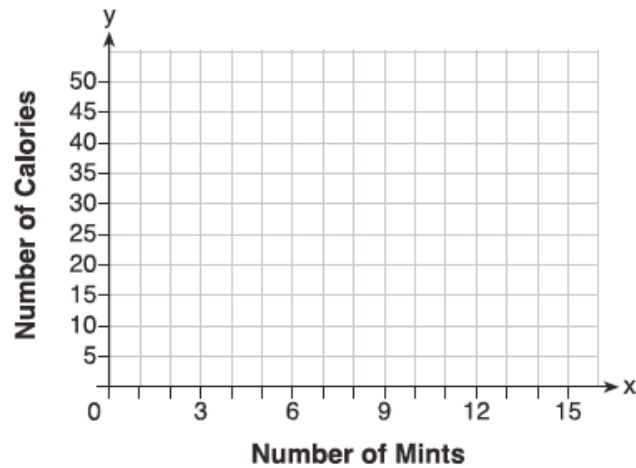
- 7 Emma recently purchased a new car. She decided to keep track of how many gallons of gas she used on five of her business trips. The results are shown in the table below.

Miles Driven	Number of Gallons Used
150	7
200	10
400	19
600	29
1000	51

Write the linear regression equation for these data where miles driven is the independent variable. (Round all values to the nearest hundredth.)

- 8 Max purchased a box of green tea mints. The nutrition label on the box stated that a serving of three mints contains a total of 10 Calories.

On the axes below, graph the function,  $C$ , where  $C(x)$  represents the number of Calories in  $x$  mints.



Write an equation that represents  $C(x)$ .

A full box of mints contains 180 Calories. Use the equation to determine the total number of mints in the box.

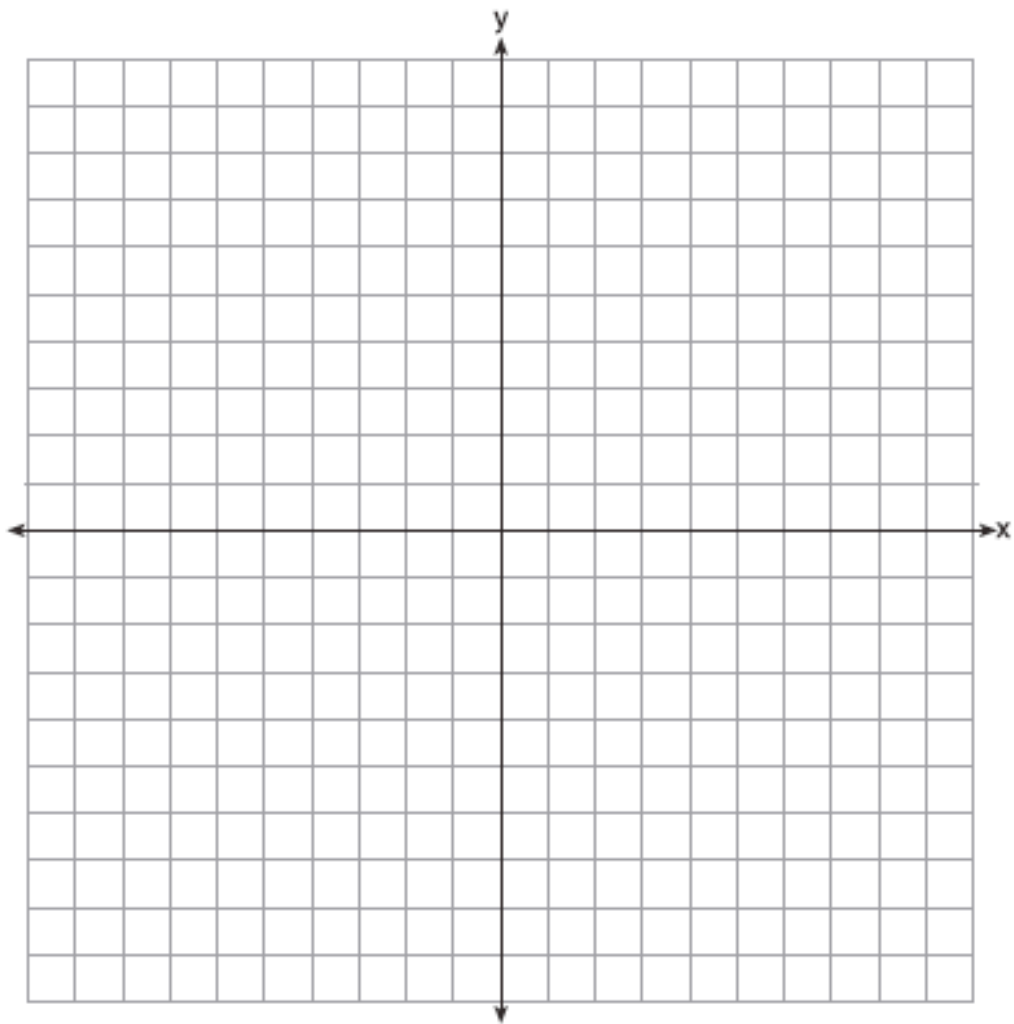
- 9 David has two jobs. He earns \$8 per hour babysitting his neighbor's children and he earns \$11 per hour working at the coffee shop.

Write an inequality to represent the number of hours,  $x$ , babysitting and the number of hours,  $y$ , working at the coffee shop that David will need to work to earn a minimum of \$200.

David worked 15 hours at the coffee shop. Use the inequality to find the number of full hours he must babysit to reach his goal of \$200.



10 On the set of axes below, graph the function  $y = |x + 1|$ .



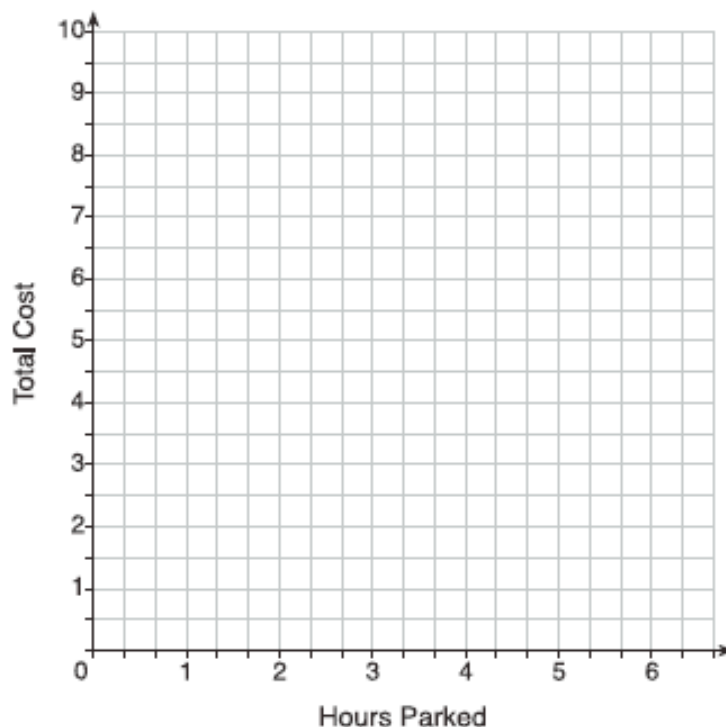
State the range of the function.

State the domain over which the function is increasing.

- 11 The table below lists the total cost for parking for a period of time on a street in Albany, N.Y. The total cost is for any length of time up to and including the hours parked. For example, parking for up to and including 1 hour would cost \$1.25; parking for 3.5 hours would cost \$5.75.

Hours Parked	Total Cost
1	1.25
2	2.50
3	4.00
4	5.75
5	7.75
6	10.00

Graph the step function that represents the cost for the number of hours parked.



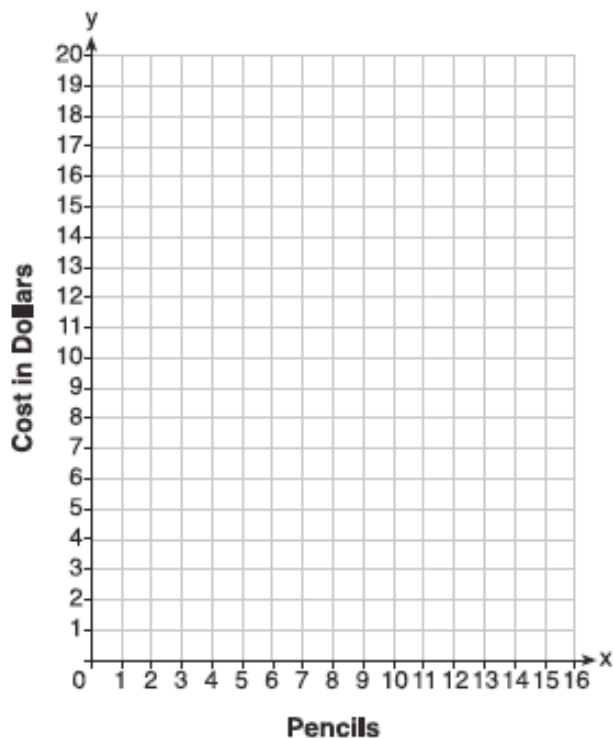
Explain how the cost per hour to park changes over the six-hour period.

- 12 At an office supply store, if a customer purchases fewer than 10 pencils, the cost of each pencil is \$1.75. If a customer purchases 10 or more pencils, the cost of each pencil is \$1.25.

Let  $c$  be a function for which  $c(x)$  is the cost of purchasing  $x$  pencils, where  $x$  is a whole number.

$$c(x) = \begin{cases} 1.75x, & \text{if } 0 \leq x \leq 9 \\ 1.25x, & \text{if } x \geq 10 \end{cases}$$

Create a graph of  $c$  on the axes below.



A customer brings 8 pencils to the cashier. The cashier suggests that the total cost to purchase 10 pencils would be less expensive. State whether the cashier is correct or incorrect. Justify your answer.

- 13 About a year ago, Joey watched an online video of a band and noticed that it had been viewed only 843 times. One month later, Joey noticed that the band's video had 1708 views. Joey made the table below to keep track of the cumulative number of views the video was getting online.

Months Since First Viewing	Total Views
0	843
1	1708
2	forgot to record
3	7124
4	14,684
5	29,787
6	62,381

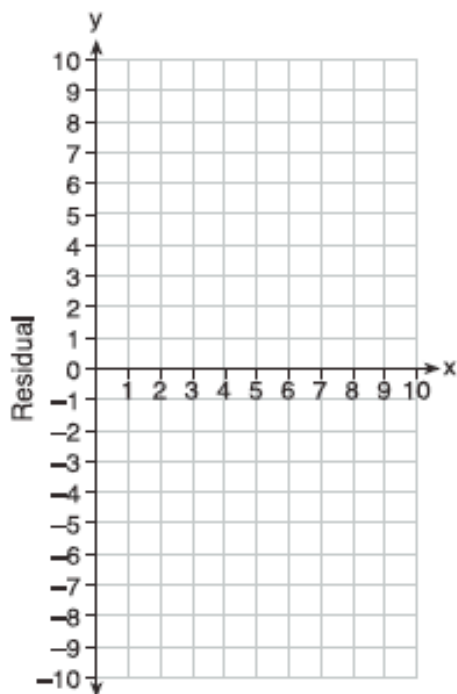
- a) Write a regression equation that best models these data. Round all values to the *nearest hundredth*. Justify your choice of regression equation.
- b) As shown in the table, Joey forgot to record the number of views after the second month. Use the equation from part *a* to estimate the number of full views of the online video that Joey forgot to record.

- 14 Use the data below to write the regression equation ( $y = ax + b$ ) for the raw test score based on the hours tutored. Round all values to the *nearest hundredth*.

Tutor Hours, $x$	Raw Test Score	Residual (Actual - Predicted)
1	30	1.3
2	37	1.9
3	35	-6.4
4	47	-0.7
5	56	2.0
6	67	6.6
7	62	-4.7

Equation: \_\_\_\_\_

Create a residual plot on the axes below, using the residual scores in the table above.



Based on the residual plot, state whether the equation is a good fit for the data. Justify your answer.

- 15 A local business was looking to hire a landscaper to work on their property. They narrowed their choices to two companies. Flourish Landscaping Company charges a flat rate of \$120 per hour. Green Thumb Landscapers charges \$70 per hour plus a \$1600 equipment fee.

Write a system of equations representing how much each company charges.

Determine and state the number of hours that must be worked for the cost of each company to be the same. [The use of the grid below is optional.]

If it is estimated to take at least 35 hours to complete the job, which company will be less expensive? Justify your answer.

